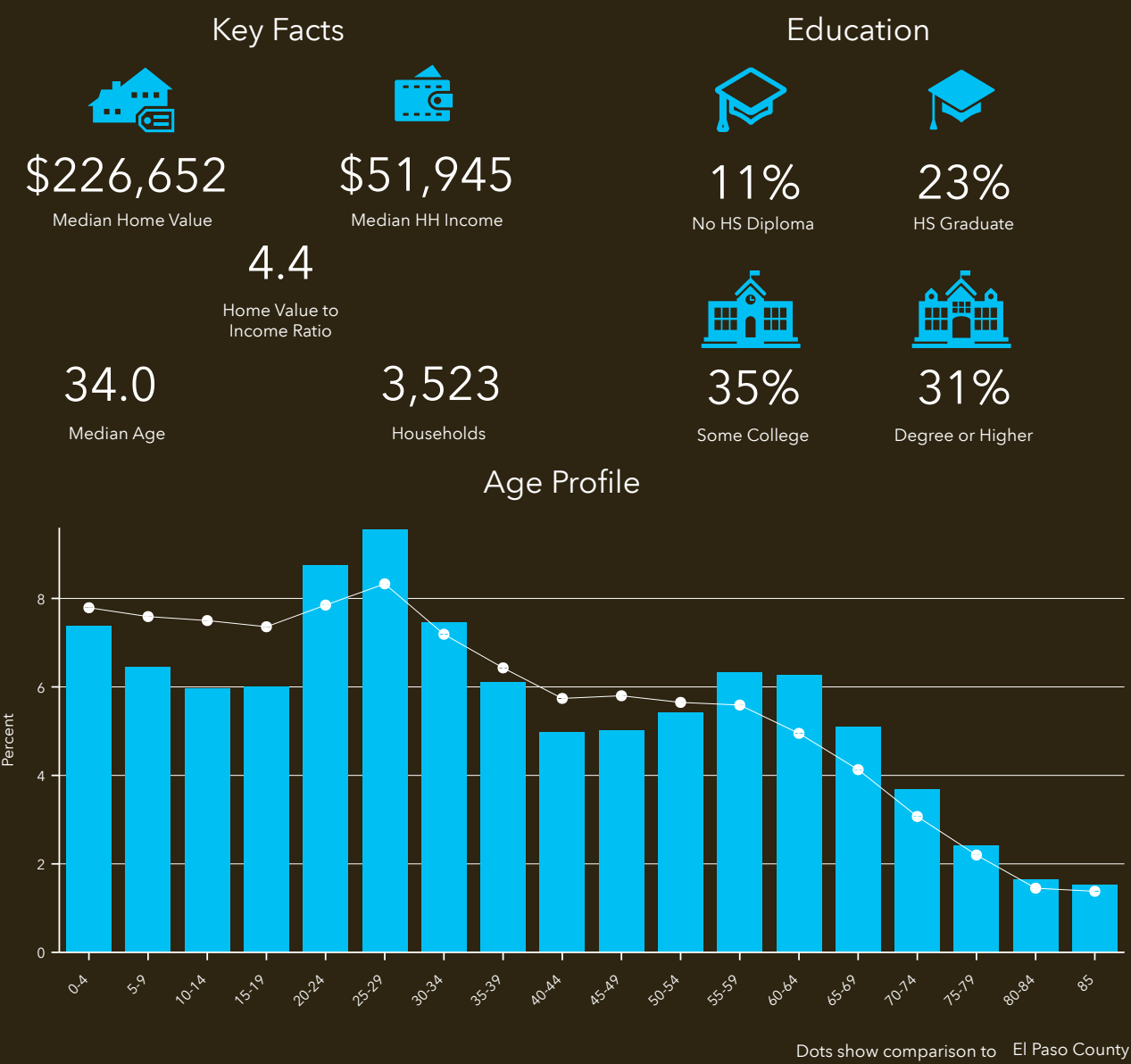



TAPESTRY SEGMENTATION

The Fabric of America's Neighborhoods

Tapestry LifeMode				
learn more...	Households	HHs %	% US HHs	Index
Affluent Estates (L1)	0	0.00%	9.9%	0
Upscale Avenues (L2)	0	0.00%	5.7%	0
Uptown Individuals (L3)	0	0.00%	3.8%	0
Family Landscapes (L4)	225	6.39%	7.5%	85
GenXurban (L5)	1,134	32.19%	11.4%	284
Cozy Country Living (L6)	0	0.00%	12.0%	0
Ethnic Enclaves (L7)	1	0.03%	7.1%	0
Middle Ground (L8)	853	24.21%	10.9%	222
Senior Styles (L9)	0	0.00%	5.8%	0
Rustic Outposts (L10)	0	0.00%	8.2%	0
Midtown Singles (L11)	1,310	37.18%	6.2%	600
Hometown (L12)	0	0.00%	6.1%	0
Next Wave (L13)	0	0.00%	3.9%	0
Scholars and Patriots (L14)	0	0.00%	1.6%	0

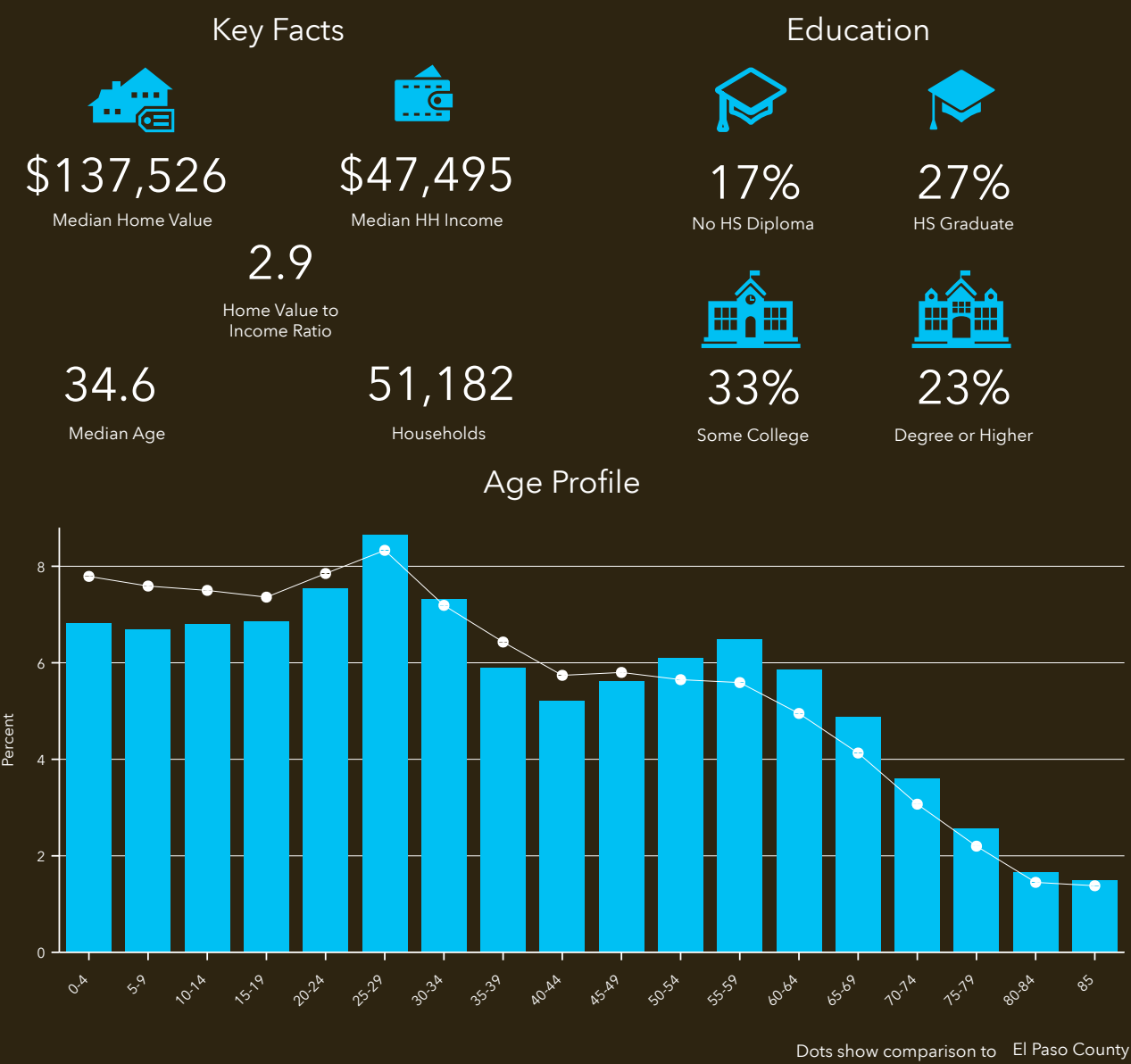





TAPESTRY SEGMENTATION

The Fabric of America's Neighborhoods

Tapestry LifeMode				
learn more...	Households	HHs %	% US HHs	Index
Affluent Estates (L1)	1,253	2.45%	9.9%	25
Upscale Avenues (L2)	666	1.30%	5.7%	23
Uptown Individuals (L3)	0	0.00%	3.8%	0
Family Landscapes (L4)	6,646	12.99%	7.5%	173
GenXurban (L5)	8,890	17.37%	11.4%	153
Cozy Country Living (L6)	0	0.00%	12.0%	0
Ethnic Enclaves (L7)	24,910	48.67%	7.1%	687
Middle Ground (L8)	2,358	4.61%	10.9%	42
Senior Styles (L9)	538	1.05%	5.8%	18
Rustic Outposts (L10)	0	0.00%	8.2%	0
Midtown Singles (L11)	4,926	9.62%	6.2%	155
Hometown (L12)	0	0.00%	6.1%	0
Next Wave (L13)	994	1.94%	3.9%	50
Scholars and Patriots (L14)	0	0.00%	1.6%	0





TAPESTRY SEGMENTATION

The Fabric of America's Neighborhoods

Tapestry LifeMode				
learn more...	Households	HHs %	% US HHs	Index
Affluent Estates (L1)	2,961	3.05%	9.9%	31
Upscale Avenues (L2)	666	0.69%	5.7%	12
Uptown Individuals (L3)	0	0.00%	3.8%	0
Family Landscapes (L4)	7,575	7.80%	7.5%	104
GenXurban (L5)	12,394	12.77%	11.4%	112
Cozy Country Living (L6)	0	0.00%	12.0%	0
Ethnic Enclaves (L7)	59,446	61.23%	7.1%	865
Middle Ground (L8)	5,280	5.44%	10.9%	50
Senior Styles (L9)	538	0.55%	5.8%	10
Rustic Outposts (L10)	0	0.00%	8.2%	0
Midtown Singles (L11)	6,039	6.22%	6.2%	100
Hometown (L12)	0	0.00%	6.1%	0
Next Wave (L13)	2,190	2.26%	3.9%	58
Scholars and Patriots (L14)	0	0.00%	1.6%	0

